



50DC4

50DC4

HALF-WAVE VACUUM RECTIFIER

7-PIN MINIATURE TYPE

GENERAL DATA

Electrical:

	<i>Without</i>	<i>With No.40</i>	
	<i>Panel</i>	<i>or No.47</i>	
	<i>Lamp</i>	<i>Panel Lamp</i>	

Heater, for Unipotential

Cathode:

Voltage:

Entire heater (Pins

3 and 4) 50 ±10% 45 ±10% ac or dc volts

Panel-lamp section

(Pins 4 and 6) 7.5 5.5 ac or dc volts

Current:

Between pins 3 and 4. . . 0.15 - amp

Between pins 3 and 6. . . - 0.15 amp

Mechanical:

Operating Position. Any

Maximum Overall Length. 2-5/8"

Maximum Seated Length 2-3/8"

Length, Base Seat to Bulb Top (Excluding tip) 2" ± 3/32"

Diameter. 0.650" to 0.750"

Dimensional Outline See General Section

Bulb. T5-1/2

Base. Small-Button Miniature 7-Pin (JEDEC No.E7-1)

Basing Designation for BOTTOM VIEW. 5BQ

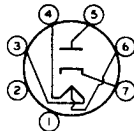
Pin 1 - No Connection

Pin 2 - No Connection

Pin 3 - Heater

Pin 4 - Heater

Pin 5 - Plate



Pin 6 - Heater Tap
Pin 7 - Cathode

Panel-lamp heater section is between pins 4 and 6.

HALF-WAVE RECTIFIER

Maximum Ratings, Design-Maximum Values:

PEAK INVERSE PLATE VOLTAGE. 330 max. volts

PEAK PLATE CURRENT. 720 max. ma

DC OUTPUT CURRENT:

With panel lamp and no shunting resistor. 70 max. ma

With panel lamp and shunting resistor† 110 max. ma

Without panel lamp. 120 max. ma

PANEL-LAMP-SECTION VOLTAGE (RMS):

When panel lamp fails 16.5 max. volts

† Required when the dc output current is greater than 70 milliamperes.



50DC4

HALF-WAVE VACUUM RECTIFIER

PEAK HEATER-CATHODE VOLTAGE:

Heater negative with respect to cathode.	330 max.	volts
Heater positive with respect to cathode.	330 max.	volts

Typical Operation:

With panel lamp in accompanying half-wave circuit with capacitor input to filter

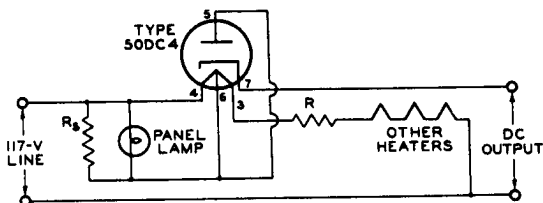
AC Plate-Supply Voltage (RMS) . . .	117	117	117	117	volts
Filter-Input Capacitor	40	40	40	40	μ f
Minimum Total Effective Plate-Supply Impedance	15	15	15	15	ohms
Panel-Lamp Shunting Resistor	450	200	100	75	ohms
DC Output Current	70	80	90	100	ma

Without panel lamp in half-wave circuit with capacitor input to filter

AC Plate-Supply Voltage (RMS)	117	volts
Filter-Input Capacitor	40	μ f
Minimum Total Effective Plate-Supply Impedance	15	ohms
DC Output Current	110	ma
DC Output Voltage at Input to Filter (Approx.):		
At half-load current of 55 ma.	130	volts
At full-load current of 110 ma.	110	volts
Voltage Regulation (Approx.):		
Half-load to full-load current	20	volts

HALF-WAVE CIRCUIT

With panel lamp No.40 or No.47



DROP ACROSS R AND ALL HEATERS (WITH PANEL LAMP) SHOULD EQUAL 117 VOLTS AT 0.15 AMPERE. R_s = SHUNTING RESISTOR REQUIRED WHEN DC OUTPUT CURRENT EXCEEDS 70 MILLIAMPERES

92CS-9923

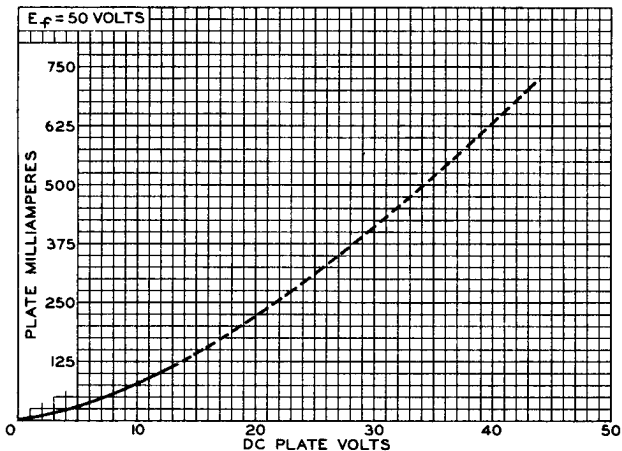
Information furnished by RCA is believed to be accurate and reliable. However, no responsibility is assumed by RCA for its use; nor for any infringements of patents or other rights of third parties which may result from its use. No license is granted by implication or otherwise under any patent or patent rights of RCA.



50DC4

50DC4

AVERAGE PLATE CHARACTERISTIC



92CS-9893