

—Standard Valves—

4011-B
Valve

4011-B VALVE

TRIODE.

For replacement purposes only.

SPECIFICATION.

Cathode.

Oxide coated filament.
Constant voltage type.

Base.

Large 4-pin bayonet thrust.

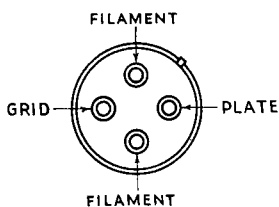
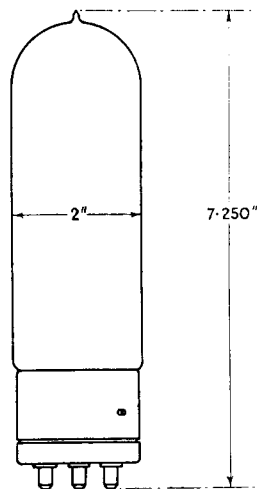
Dimensions.

Overall length $7\frac{1}{4}$ " (18.4 cms.)
Maximum diameter 2" (5.1 cms.)
Net weight 0.42 lbs. (190 gms.)

Constants.

Filament voltage 8 volts
Nominal filament current 1.6 amps.
*Impedance 1,650 ohms.
*Amplification factor 4.2
Grid-anode capacity 9.5 $\mu\mu\text{F}$.
Anode-filament capacity 4 $\mu\mu\text{F}$.
Grid-filament capacity 4.5 $\mu\mu\text{F}$.

* at anode current of 0.060 amps.



LIMITING CONDITIONS FOR SAFE OPERATION.

Maximum direct anode voltage 350 volts
Maximum direct anode current 0.150 amps.
Maximum anode dissipation 30 watts

Note :—This valve should be mounted so that the filament is operated in a vertical plane.

V.4011-B.1
Nov. 1937

—Standard Valves—

TYPICAL OPERATING CONDITIONS.

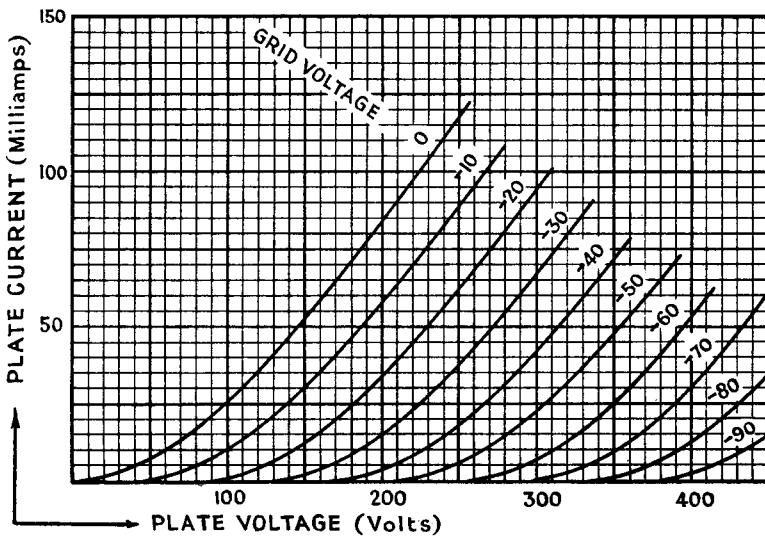
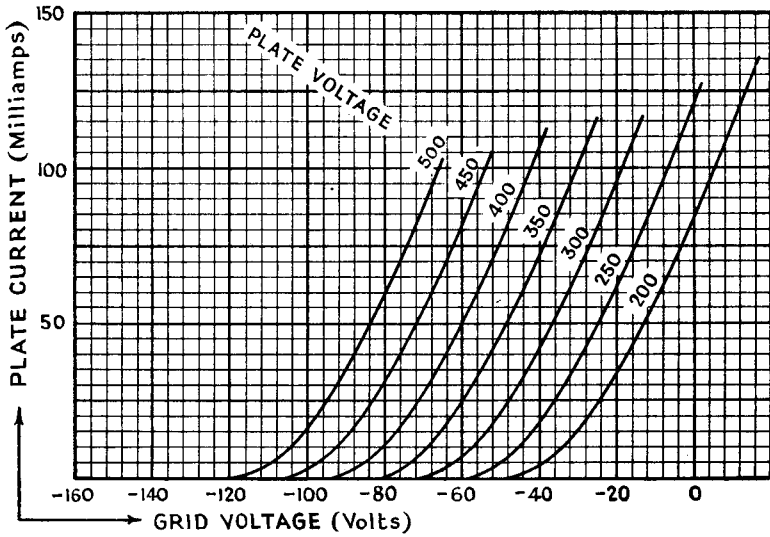
	Class A A.F. Amp.
Direct anode voltage	350 volts
Grid bias	—45 volts
Direct anode current	0.060 amps.
Anode dissipation	18.9 watts
Load impedance	2,000 ohms
Undistorted output	2.1 watts

	Class B A.F. Amp. and Mod. For balanced 2 valve circuit
Direct anode voltage	350 volts
Grid bias	—55 to —65 volts
Anode current per valve—zero signal	0.030 amps.
Anode current per valve—maximum signal	0.150 amps.
Anode dissipation	25 watts
Load resistance—anode to anode	2,100 ohms
Maximum output—2 valves	60 watts

—Standard Valves—

4011-B
Valve

These curves are taken with direct filament heating, grid and anode voltages being referred to negative end of filament.



V.4011-B.2
Nov. 1937

PRINTED IN
ENGLAND