

# —Standard Valves—

4260-A  
Valve

## 4260-A VALVE

TETRODE.

### SPECIFICATION.

#### Cathode.

Thoriated Tungsten filament.  
Constant voltage type.

#### Base.

American medium 4-pin bayonet.

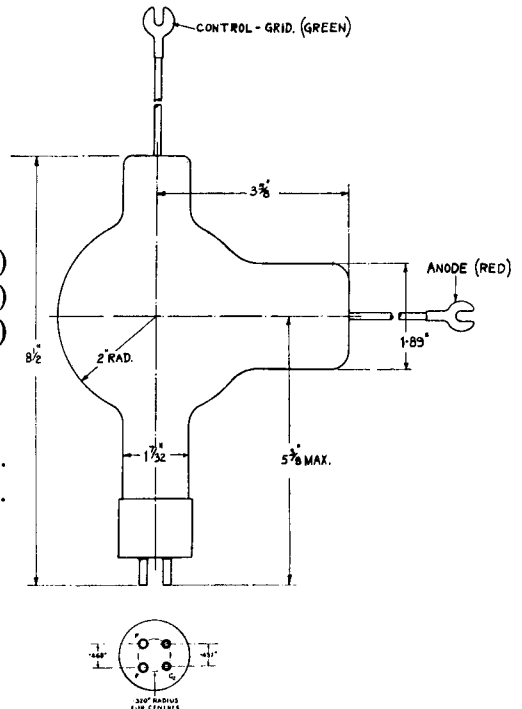
#### Dimensions.

Overall length  $8\frac{1}{2}$ " (21.6 cms.)  
Maximum width  $5\frac{5}{8}$ " (14.3 cms.)  
Net weight 0.5 lbs. (225 gms.)

#### Constants.

Filament voltage 10 volts  
Nominal filament current 3.25 amps.  
Total emission 1.5 amps.  
\*Impedance 175,000 ohms  
\*Amplification factor 200  
Grid-anode capacity 0.09  $\mu\mu\text{F}$ .  
Input capacity 7.8  $\mu\mu\text{F}$ .  
Output capacity 6.75  $\mu\mu\text{F}$ .

\* at anode current of 0.033 amps.



### LIMITING CONDITIONS FOR SAFE OPERATION.

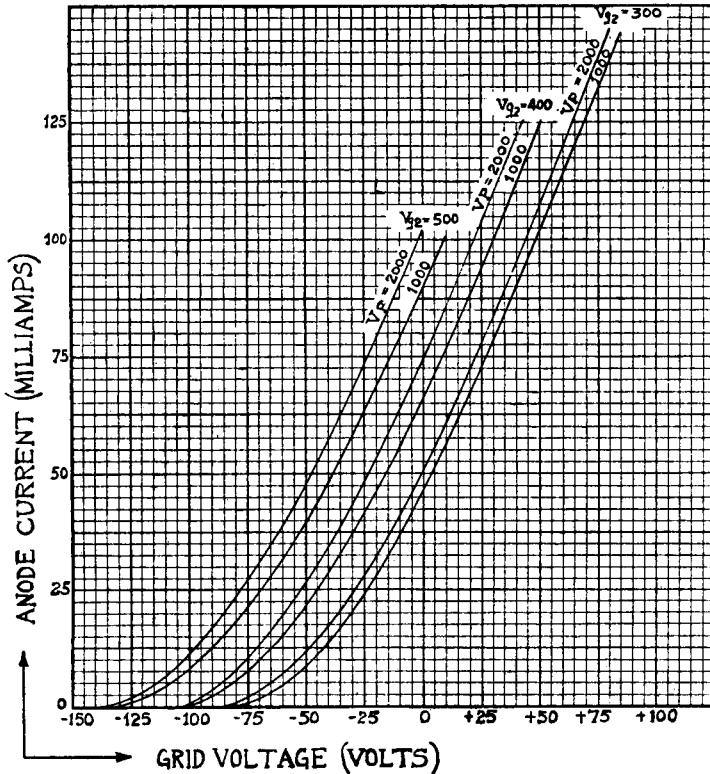
Maximum direct anode voltage	3,000 volts
Maximum direct anode current	0.100 amps.
Maximum anode dissipation	100 watts
Maximum screen grid dissipation	15 watts
Maximum R.F. grid current	10 amps.
Maximum direct grid current	40 mA.
Maximum frequency for above ratings	30 Mc.
Maximum anode voltage for frequency of 40 Mc.	2,500 volts

V.4260-A.1  
Nov. 1937

# —Standard Valves—

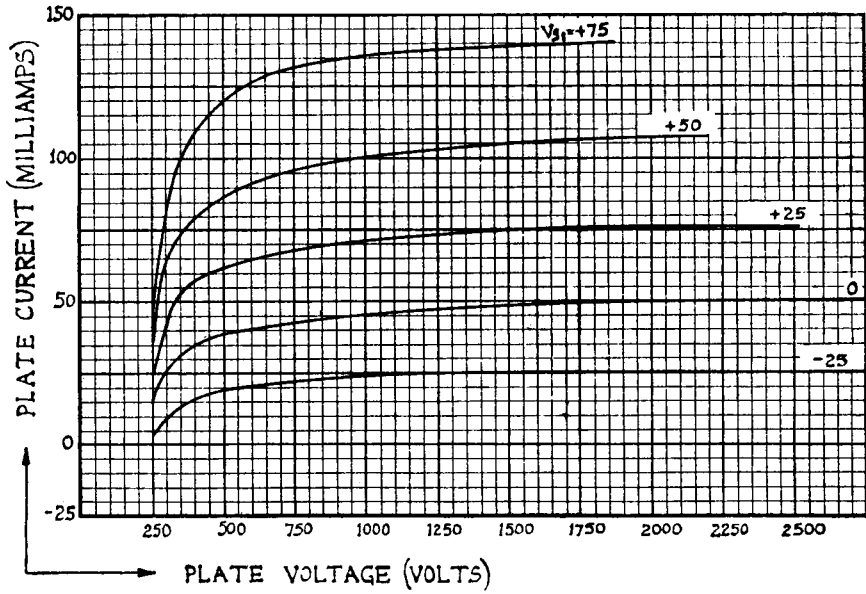
## TYPICAL OPERATING CONDITIONS. RADIO FREQUENCY OPERATION.

	Class B Telephony		Class C Telephony		Class C Telegraphy	
	Modulated Carrier applied to grid		Subject to anode modulation		Unmodulated	
Direct anode voltage	3,000	2,000	2,000	1,500	3,000	2,000 volts
Control-grid bias	-100	-100	-200	-200	-150	-150 to -200 volts
Direct screen-grid voltage	300	300	300	300	300	300 volts
Direct anode current	0.050	0.075	0.100	0.100	0.100	0.100 amps.
Anode dissipation	100	100	65	50	100	65 watts
Carrier output	50	50	135	100	200	135 watts



# —Standard Valves—

4260-A  
Valve



PRINTED IN  
ENGLAND