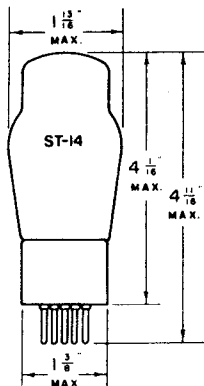


TUNG-SOL



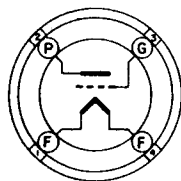
TRIODE POWER AMPLIFIER

COATED FILAMENT

2.5 VOLTS 1.5 AMPERES
AC OR DC

GLASS BULB

MEDIUM 4 PIN BASE



40

BOTTOM VIEW

THE TUNG-SOL 45 IS A FILAMENT TYPE TRIODE POWER AMPLIFIER DESIGNED FOR SERVICE IN THE OUTPUT STAGE OF AUDIO AMPLIFIERS WHERE HIGH OUTPUT AND LOW HARMONIC DISTORTION ARE DESIRED.

OPERATING CONDITIONS AND CHARACTERISTICS

CLASS A₁ AMPLIFIER

PLATE VOLTAGE	180	250	275 ^{MAX.}	VOLTS
GRID VOLTAGE ^G	-31.5	-50	-56	VOLTS
GRID CIRCUIT RESISTANCE ^{MAX.}				
SELF BIAS	1	1	1	MEG OHM
FIXED BIAS	0.1	0.1	0.1	MEG OHM
PLATE CURRENT	31	34	36	MA.
PLATE RESISTANCE	1650	1610	1700	OHMS
TRANSCONDUCTANCE	2125	2175	2050	μMHOS
AMPLIFICATION FACTOR	3.5	3.5	3.5	
LOAD RESISTANCE	2700	3900	4600	OHMS
POWER OUTPUT	0.825	1.6	2.0	WATTS

PUSH-PULL CLASS AB₂ AMPLIFIER^T

	FIXED BIAS	SELF BIAS	
PLATE VOLTAGE	275 ^{MAX.}	275 ^{MAX.}	VOLTS
GRID VOLTAGE ^G	-68		VOLTS
SELF BIAS RESISTOR		775	OHMS
ZERO-SIG. PLATE CURRENT	28	36	MA.
MAX.-SIG. PLATE CURRENT	138	90	MA.
LOAD RESISTANCE PLATE TO PLATE	3200	5060	OHMS
TOTAL HARMONIC DISTORTION	5	5	PER CENT
AVERAGE POWER INPUT GRID TO GRID	656	460	MILLIWATTS
POWER OUTPUT	18	12	WATTS

(CONTINUED NEXT PAGE)

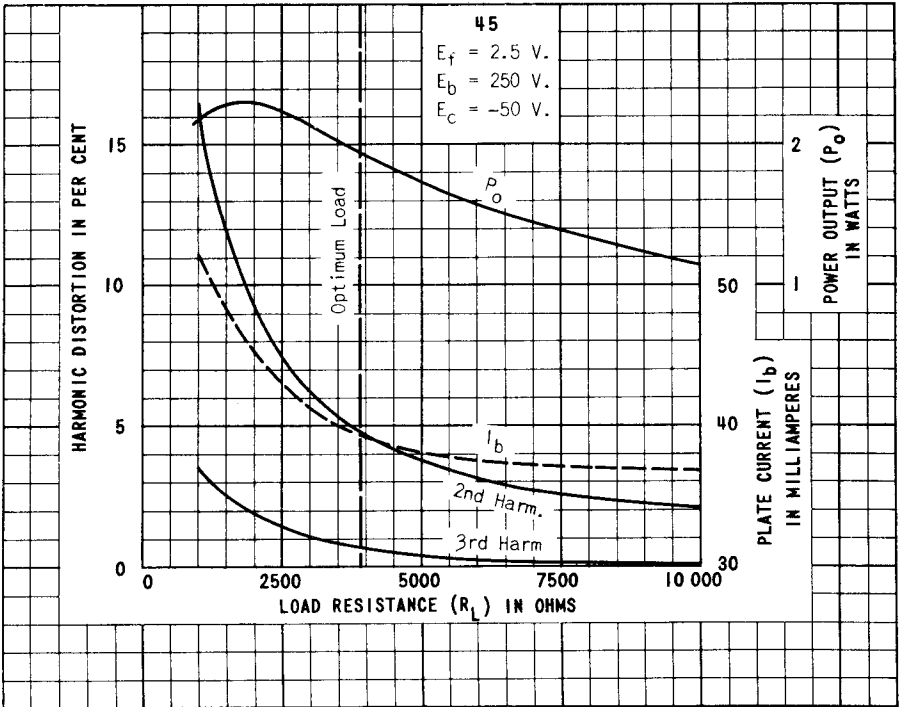
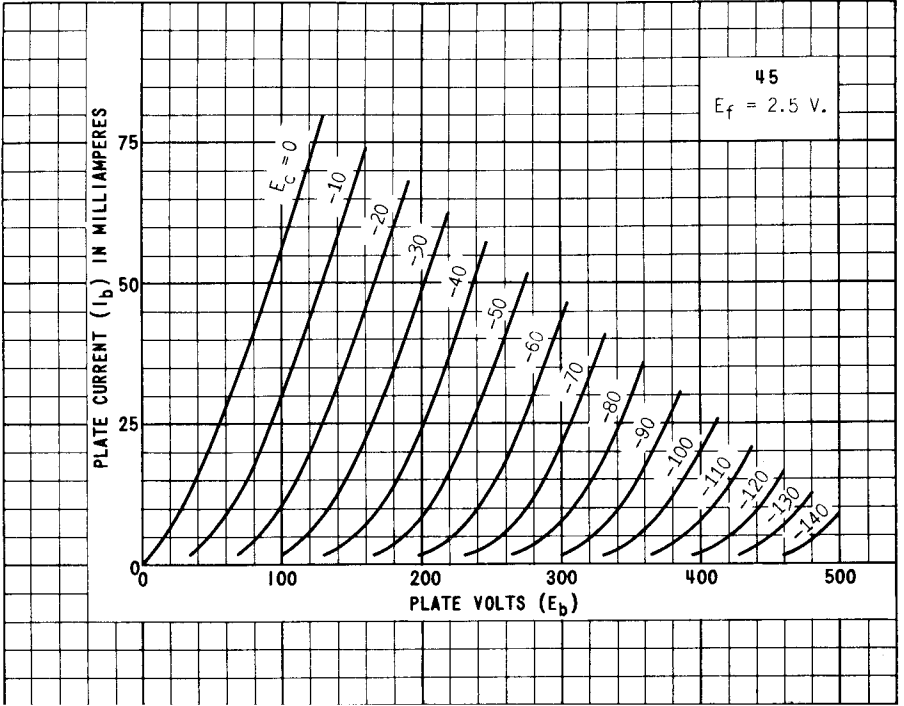
TUNG-SOL

^G GRID VOLTAGE MEASURED FROM MID-POINT OF AC OPERATED FILAMENT.

^T VALUES SPECIFIED FOR TWO TUBES.

DIRECT INTERELECTRODE CAPACITANCES

GRID TO FILAMENT	4	μf
PLATE TO FILAMENT	3	μf
GRID TO PLATE	7	μf



PRINTED IN U. S. A.

PLATE 301-1

JAN. 23 1939

