

HIGH VACUUM DIODE

DESCRIPTION

The Central 561 was designed for rectifier and clipper diode applications. It is a rugged, high vacuum diode with high emission capabilities, desirable where high inverse voltages and ambient temperatures preclude the use of gas filled or mercury vapor tubes.

SPECIFICATIONS

PHYSICAL

Length (max.) 9³/₄ inches
Diameter (max.) 3⁵/₈ inches
Cap566 inches dia.
Base A4-18 Super Jumbo 4 Pin Bayonet
Mounting Position Vertical, Base Down
Weight 10 Ounces
Type of Cooling Radiation

NOTE: Maximum anode temperature 800°C—Anode dissipation 450 watts.

ELECTRICAL

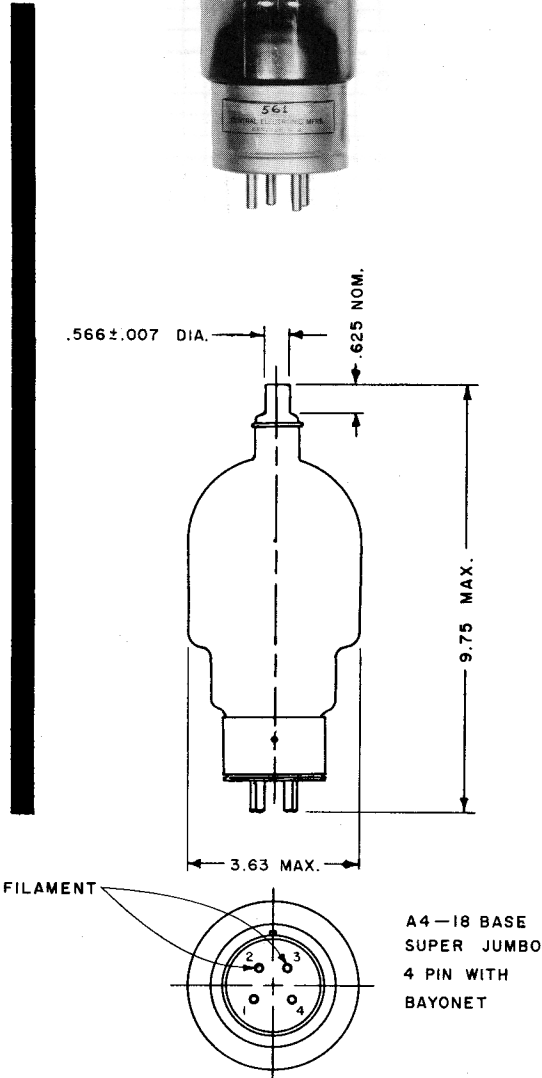
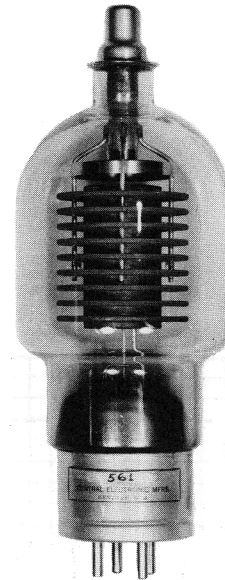
Filament Bonded Thoria Tungsten
Filament Voltage 11.5 Volts
Filament Current 15.25 Amperes
Filament Starting Surge
Current 98 Amperes
Filament Cold Resistance053 ohm

ELECTRICAL (RECTIFIER)

Filament Voltage 11.5 Volts
Filament Current 15.25 Amperes
Peak Inverse Voltage (max.) 33 Kilovolts
Average Anode Current 0.86 Amperes

ELECTRICAL (CLIPPER)

Filament Voltage 11.5 Volts
Filament Current 15.25 Amperes
Peak Inverse Voltage (max.) 33 Kilovolts
Peak Anode Current (max.) 50 Amperes
RMS Anode Current 1.25 Amperes

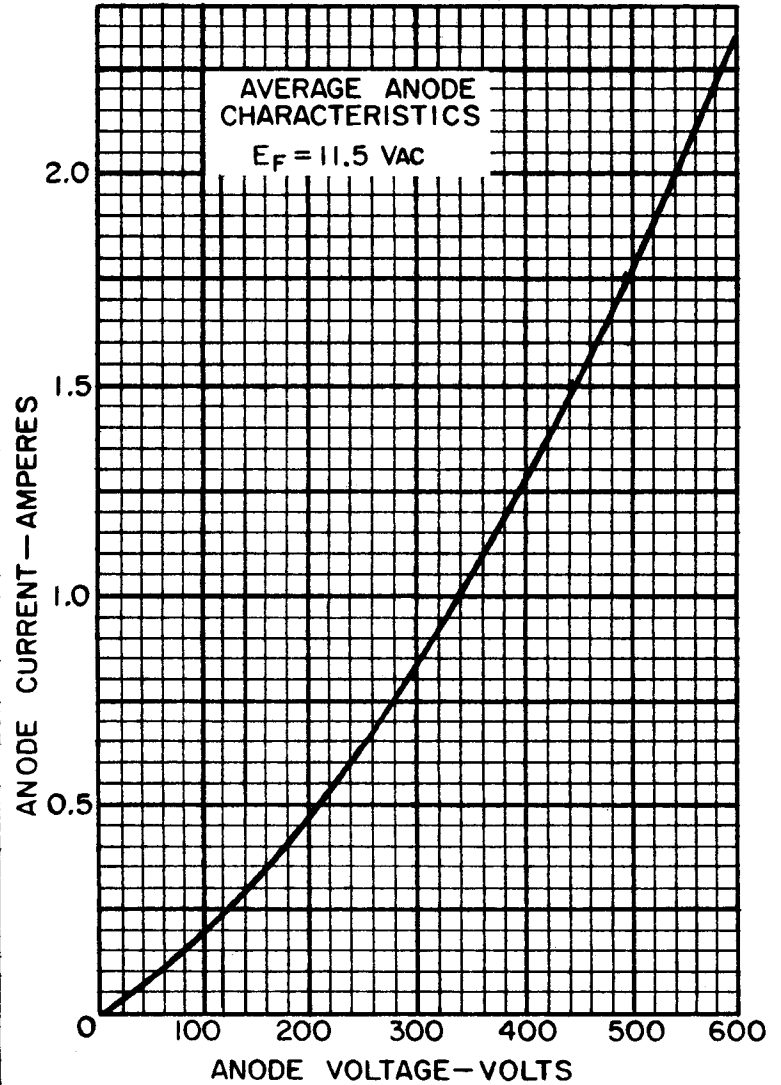
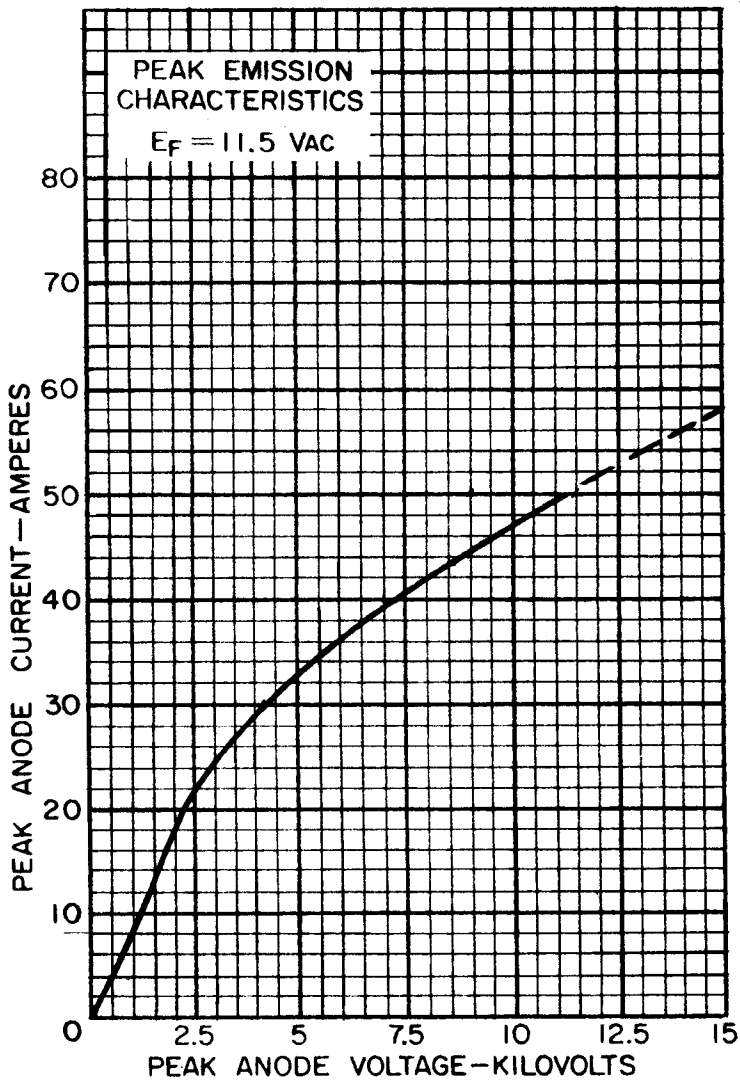


HIGH
VACUUM
DIODE
TYPE
561

Central ELECTRONIC

MANUFACTURERS

DENVILLE, NEW JERSEY



WARNING FOR POSSIBLE X-RAY GENERATION
See Safety Code for the Industrial Use of X-Rays
published by the American Standards Association.



DIVISION OF NUCLEAR CORPORATION OF AMERICA